



## RELEASE NOTES

JUNE 2019

Fast track to Freja eID Extended

## TABLE OF CONTENTS

SUMMARY.....	3
FAST TRACK TO FREJA EID EXTENDED.....	4

### Copyright statement

The specifications and information regarding the product in this manual are subject to change without prior notice. All statements, information, and recommendations in this manual are believed to be accurate but are presented without warranty of any kind, expressed or implied. Users must take full responsibility for their use of any products.

### Freja eID Release notes

© 2019 Verisec Freja eID. All rights reserved.

# FREJA eID RELEASE NOTES

---

These Release Notes describe all the changes made to the Freja eID systems from the previous release. They include:

- Changes from version 3.5.0 (iOS) and 3.5.1 (Android) to 3.6.0 on both platforms.

## SUMMARY

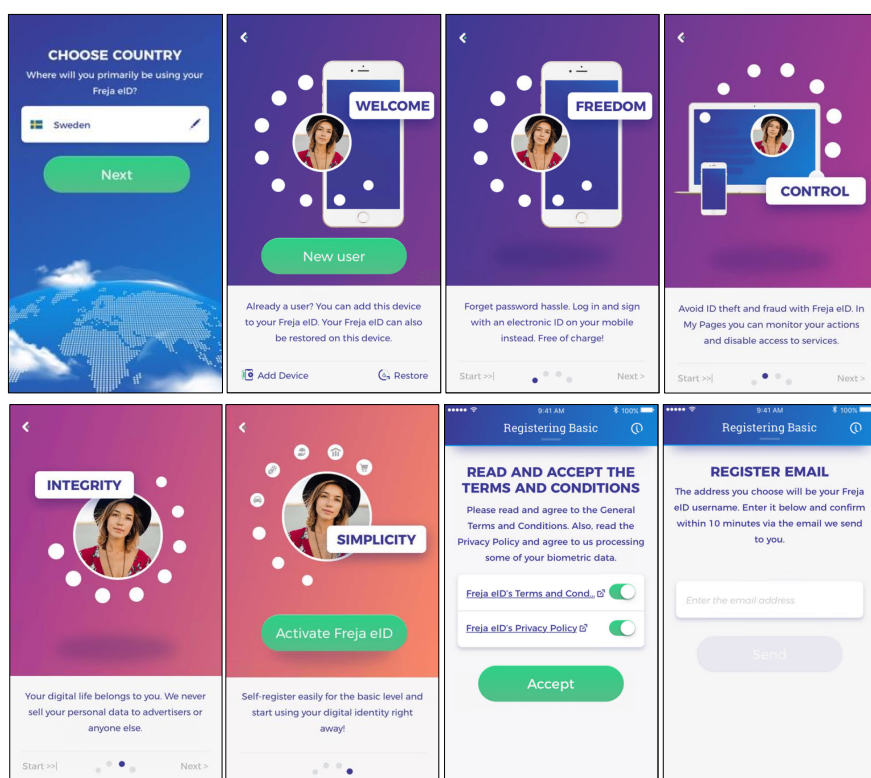
- **FAST TRACK TO FREJA eID EXTENDED** – In order to provide a better registration experience for users, we have optimized the registration flow for Freja eID. Not only is registration quicker now with fewer screens to go through, the preferred flow users will take will have them apply for Freja eID Extended straight away.

## FAST TRACK TO FREJA eID EXTENDED

In order to improve user experience and reduce confusion, new users in Freja eID will now be going through an optimized flow when registering.

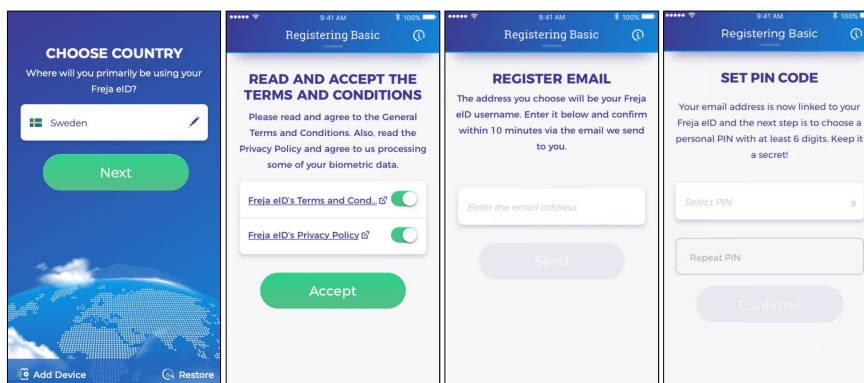
This new flow features an improved starting screen where users can immediately select to become a new user, restore their account or add a device. Previously, users had to select and swipe through several onboarding screens before being able to give consent.

This was the process before:



From here the user would proceed to register and confirm their email, setting their PIN, Touch ID or Fingerprint authentication etc.

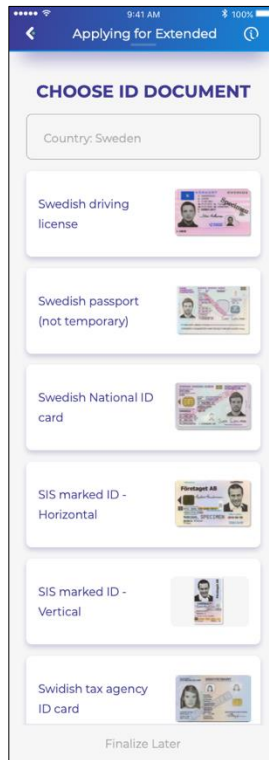
This is the process now:



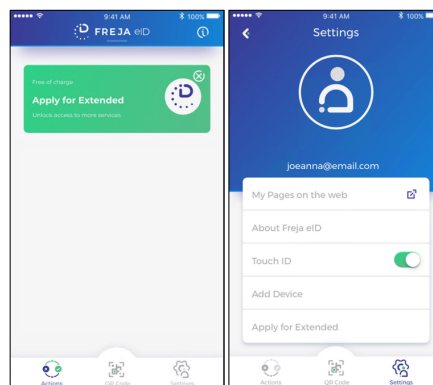
Once again, the user will proceed to register and confirm their email, set their PIN etc. it's just that this time it takes less time and fewer actions.

Next, immediately after registration for Basic is complete, users are supposed to continue straight to adding their document and ID photo. This process is meant to be perceived as a single, uninterrupted process that guides users to Freja eID Extended immediately.

Still, there is the option to finalise the new registration flow later that is presented once the user has set up Freja eID Basic. This option may be found on the 'Choose Document' screen. Should users choose to 'Finalise later' they will still be able to use Freja eID at the Basic level.

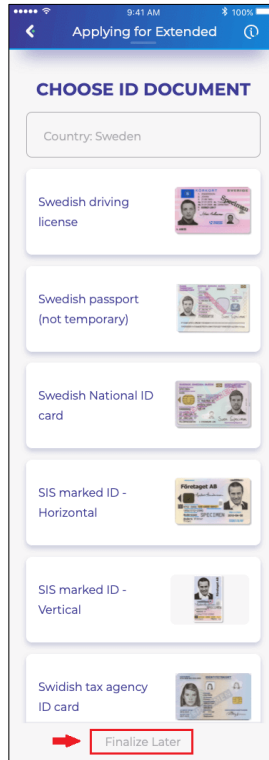


Users that do not immediately register their document will be able to start the process from the action screen by tapping the green 'Apply for Extended' action, or from Settings.



### Getting Freja eID Basic with the New Flow

Users wishing to get Freja eID Basic only need to tap 'Finalise later' on the 'Choose Document' screen after they have set their PIN, Touch ID or fingerprint authentication.



---

## ANY QUESTIONS?

If you have any questions regarding this release, please get in touch with your contact at Verisec or send an email to [partnersupport@frejaeid.com](mailto:partnersupport@frejaeid.com). You can also find more useful information about Freja eID on our website [www.frejaeid.com](http://www.frejaeid.com).