



# RELEASE NOTES

August 2018

Mobile application version 2.4.0

# TABLE OF CONTENTS

Summary.....	3
Global availability for Freja eID.....	4

## Copyright statement

The specifications and information regarding the product in this manual are subject to change without prior notice. All statements, information, and recommendations in this manual are believed to be accurate but are presented without warranty of any kind, expressed or implied. Users must take full responsibility for their use of any products.

## Freja eID Release notes

© Verisec Freja eID 2018. All rights reserved.

# Freja eID Release Notes

---

These Release Notes describe all the changes made to the Freja eID systems from the previous release. They include:

- changes in the Freja eID mobile application from version 2.3.0 to 2.4.0

## Summary

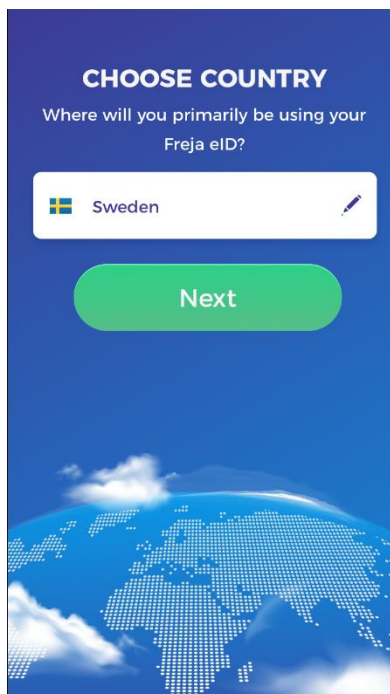
- **Global availability for Freja eID** – Freja eID is now better suited for use and provides a better user experience according to the user's country of choice.

## Global availability for Freja eID

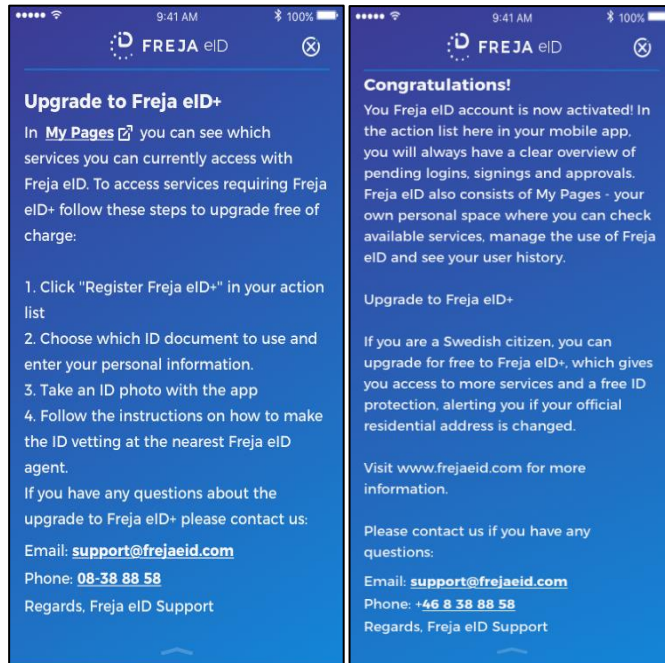
Users wishing to use Freja eID at the basic level outside of Sweden will now find the application more user friendly and better suited to their needs. Depending on the country of choice, end users will be displayed information that is relevant to their user experience i.e. users outside of Sweden will not be prompted to upgrade to Freja eID+, since that capability is not supported outside of Sweden yet.

### Procedure

When users install Freja eID for the first time, they will find a new screen that prompts them to select the country where they will primarily be using the application.

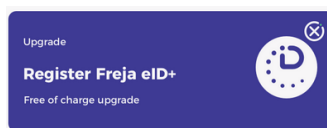


This field will automatically fill the country based on the language/region that is set on the device (iOS) or the phone number (Android). If the device doesn't have a phone number e.g. a tablet, Sweden will automatically be selected. The rest of the registration flow remains identical with some modifications to the content that the user sees. For example:



Currently, the status in the left image appears after the user has activated Freja eID at the basic level. After the changes, this status will be more inclusive for all users while still providing information about Freja eID+ and what it offers.

Furthermore, the 'Register to Freja eID+' action can be removed from the actions list in the application, whereas for international users will not be present at all. It will now be possible to initiate the upgrade to Freja eID+ process from the 'Settings' menu.



Finally, the 'Upgrade to Freja eID+' popup has been removed from 'My Pages'.

---

## Any questions?

If you have any questions regarding this release, please get in touch with your contact at Verisec or send an email to [partnersupport@frejaeid.com](mailto:partnersupport@frejaeid.com). You can also find more useful information about Freja eID on our website [www.frejaeid.com](http://www.frejaeid.com).